

Diversified

2021 FOCUS



CONTENTS

Interior

Betacalco Le Louvre
Dado SimpleLine LED
Kirlin High Lumen
LF Illuminations EF400
Litecontrol Independent, Hubbell Lighting
Litenet Liquid Line 3D
Luminii Leto
SPI Blade
USAi Intersect
Williams LP Skylight
XAL Leno
XAL Pano

Exterior

AAL Pursuit, Hubbell Lighting
Kim Lighting Ingrade, Hubbell Lighting
SGM RGB

Medical

Coronet GUV
Kenall Indigo
Kirlin Motorized Exam Light

Security

SpectraSafe, Hubbell Lighting

Controls

Avi-On Gateway
Enlighted IoT

Le Louvre features a neutral, architectural appearance. Its outline is a well proportioned rectangle with a compact cross section. In this respect it's similar to the most chosen designs amongst linear pendant downlight/uplight office systems, but with a "je ne sais quoi".

- Features a stunning three-dimensional diagonal louver structure that gives the profile a closed appearance when the light is switched off and an open appearance when the light source is on.
- Improved visual comfort with a Unified Glare Rating (UGR) less than 9.
- Indirect batwing optics are offered as standard. Industry-leading 141 Lumens Per Watt.
- Choose from five different louvre finishes, Frosted, for high performance, Black for dark light, or Satin Chrome, Satin Gold or Satin Champagne for high-end interiors.
- Available in four lengths, 4, 6, 8 and 12ft, either stand-alone or continuous runs.

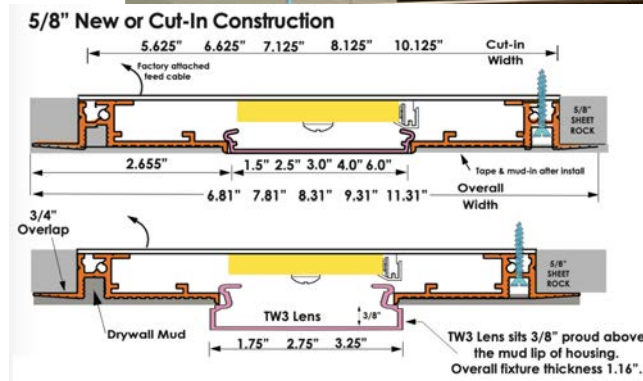


LE LOUVRE™

For more information, visit this [manufacturer's product page](https://diversified-phl.com) or call your local Diversified representative!

The original fixture the thickness of drywall. Draw a line and we will build a fixture around it. **SimpleLineLED** may be mounted in walls, ceilings, and across corners – from horizontal to vertical and every angle in between. No special framing is required due to its zero cavity, IC rated construction.

- 1.5", 2.5", 3.0", 4.0" or 6.0" widths. Order to any length. Can be field cut upon order for perfect fit
- DeadSide versions allows line of light along an edge or corner
- Mullet version with RGB/W for "business in the day and party at night"
- Straight, angled, rounded or arrow-head ends
- LED panels are easily accessed through front lens
- Overlapping and adjustable corners
- Housings couple together with cross bolts to ensure straightness



SimpleLineLED™

dado
lighting

For more information, visit this [manufacturer's product page](https://diversified-phl.com) or call your local Diversified representative!

Kirlin's LRS-21600 is a 20,000 lumen recessed square LED downlight. Ideal applications are gymnasiums, natatoriums, public spaces, sport courts, theaters, convention centers, education spaces, and auditoriums.

- 10,000 - 20,000 lumens
- Flat lens
- 9 1/2" housing depth
- 1% Dimming
- 3-Step Binning
- Wet locations
- Natatorium listing optional
- LM-80 Qualified



For more information, visit this [manufacturer's product page](#) or call your local Diversified representative!

The **EF400 System** enables designers and specifiers to drastically clean up the ceiling plane by incorporating multiple types of architectural LED lighting into one recessed system. The system can be used for linear slots, cove lighting, accent lighting, perimeter lighting and more.

- Recessed Slot Lighting System
- Integrates Lighting with Ceiling Utilities
- Trimless Installation
- Multiple LED Lamping Options
- Modular Construction With Utility Integration
- Fully Articulating Light Heads



EF400 SLOT

For more information, visit this [manufacturer's product page](#) or call your local Diversified representative!

The **Inde-Pendant 32L Cylinder Pendant** has concentric layers of light with a frosted and clear glass effect, architectural elegance with versatile performance.

- Variable Intensity Technology provides independently adjustable uplight and downlight levels
- Powered Suspension System (POAC) provides power for class 2 luminaires without the need of secondary power cord for a clean, elegant look
- Recessed J-Box with die cast aluminum canopy interface allows installation from below the ceiling surface and the canopy cover is flush mounted for a seamless transition into the ceiling plane
- PowerHUBB™ PoE Lighting and Control options available



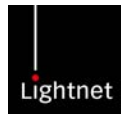
LITECONTROL
making light work™

**Inde-Pendant 32 LED
Cylinder Pendant**

For more information, visit this [manufacturer's product page](#) or call your local Diversified representative!

The **Lightnet Liquid Line** provides direct indirect lighting with the capability to curve in 3 axis. This provides designers with unlimited creative possibilities for shaping lines of light in a space.

- Liquid Line family includes Recessed, Surface and Suspended options.
- Liquid line 3D Suspended fixtures can provide direct, indirect or direct/indirect distributions.
- Select from standard radius modules for curves, bends and waves or provide your own custom layout.
- Perfectly uniform illumination along the entire length.
- Custom cut lenses at pattern "Ys" and "Ts" eliminate the possibility of lens gaps and direct visibility of LED dots at these critical locations.
- Compact fixture profile at 2-3/8" wide x 3-15/16" high.



Architectural Lighting

LIQUID LINE 3D Suspended

For more information, visit this [manufacturer's product page](https://diversified-phl.com) or call your local Diversified representative!

The **Leto 11** LED Downlight is a compact but powerful direct/indirect mini-pendant designed for general light. It is the perfect pendant for creating even light throughout your space without distracting from your design. The architecturally natural design provides the utility of a powerful downlight with the soft layering of an accent uplight.

- Pendant, Surface, Wall Mount, Low Bay
- Standard, Asymmetric, Up-Down Options
- Up to 100 lumen/Watt
- Color consistency within a 3-MacAdam Ellipse
- 2700k - 6500k
- High quality, scratch resistant powder coated finish in standard, premium or custom colors




 **senso**
by luminii

LETO 11 Pendant LED Downlight

For more information, visit this [manufacturer's product page](#) or call your local Diversified representative!

Echo Blade is the slimmest, most discrete high output asymmetric lighting tool on the market. It combines high output density with outstanding quality in a sleek, new architectural form that performs as great as it looks. **With a profile as slim as 1.5"**, SPI Lighting's **Echo Blade** can deliver from 12,000 to 36,000 lumens. Available in either a deep forward throw or a wide distribution, it is ideal for illuminating large spaces with comfortable, glare-free light.

- Expertly designed asymmetric optics effectively distribute light where it's needed most
- Optional backlight shield to minimize hot-spots behind the fixture
- Designed and rated for use in natatoriums
- Integrated lensing corrects for color over angle artifacts on light colored surfaces



ECHO BLADE



For more information, visit this [manufacturer's product page](https://diversified-phl.com) or call your local Diversified representative!

USAI Lighting and Armstrong® Ceiling Solutions

Together, USAI Lighting and Armstrong® Ceiling Solutions have partnered to offer architects and designers a new way to seamlessly integrate recessed downlights into Armstrong® Ceiling tiles. For the first time, lighting and architecture are in perfect alignment.

- Pre-engineered integration developed and supported by Armstrong and USAI
- Perfect fit and finish that does not rely on contractor expertise
- Pre-cut tiles and factory supplied hardware for fast, accurate installation

USAI[®] Ceiling Solutions
Lighting



For more information, visit this [manufacturer's product page](https://diversified-phl.com) or call your local Diversified representative!

Today's market for value oriented general lighting is dominated by center lens style luminaires that can be glary or flat panels that create a boring, cloudy-day experience lacking contrast and visual interest.

The **LP Skylight Series** solves these problems with a **sophisticated regress** that adds texture and interest to the ceiling with a clean modern style. The fixtures feature a **glare-free, fully luminous aperture** and a **very competitive cost**.



- Cost Effective, Glare Free General Lighting
- 2" Deep Regressed Frame
- Multiple form factors - 1x4, 2x2, 2x4
- Available for Surface, Grid or Hard Ceiling Applications

LP SKYLIGHT SERIES
1X4, 2X2, 2X4

For more information, visit this [manufacturer's product page](#) or call your local Diversified representative!

Using a combination of Armstrong® FastSize™ factory-finished ceiling panels and suspension systems, you can easily specify and achieve perfect lighting layouts. Precise distance between ceiling grids through Armstrong® lighting connector bracket. Our integrated system design allows the high performance **LENO zero plenum LED light fixture** to install from below to eliminate ceiling re-work when specified with factory-finished Armstrong® ceiling panels and ceiling systems. Hide away water pipes, AC ducts or sprinkler pipes. The result are aesthetically pleasing ceilings.

- Zero plenum
- Two different grid sizes
- Quick and easy mounting
- Perfect symmetry



Leno Linear Lighting Integration

For more information, visit this [manufacturer's product page](#) or call your local Diversified representative!

XAL lights and Armstrong® Woodworks® ceilings are the perfect combination for creating aesthetic and warm wood ceiling layouts. **PANO** comes in three different widths so you can select the size that best fits your stylish wood ceilings. Woodworks® Ceilings with PANO not only create a pleasant atmosphere, they add a unique warmth to your space. While environmentally safe and durable, wood protects the room from cold or overheating and provides sound-reduction properties. Harmonize your rooms by hiding away minor ceiling imperfections or wiring. Armstrong® WoodWorks® combined with the **XAL PANO** linear light fixtures make installation easy.



- Three widths
- Four Woodworks® ceiling types
- Integrated or remote driver option
- Matches Woodworks® panels perfectly

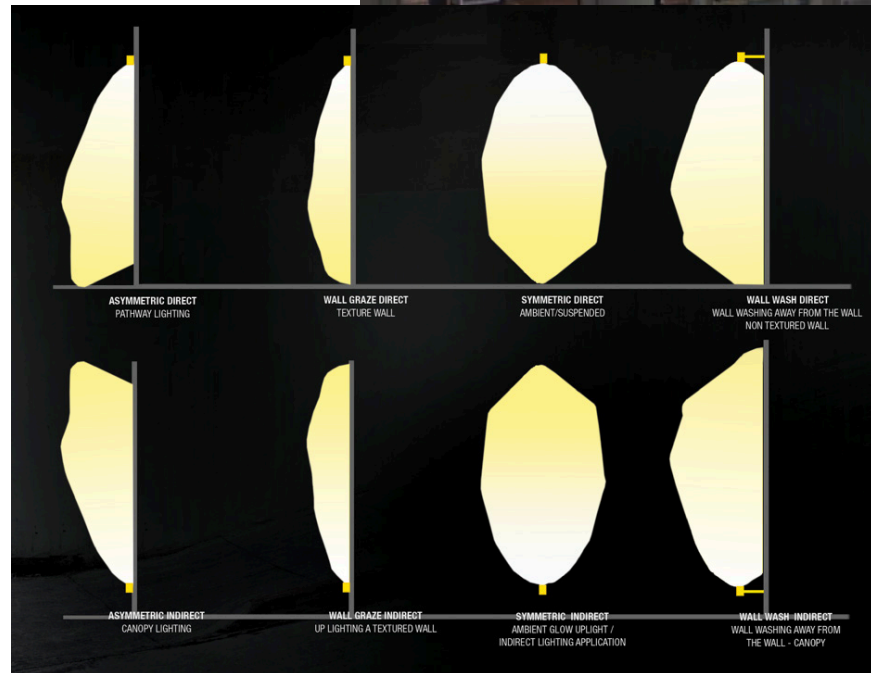
Pano Woodworks® Ceiling Integration

For more information, visit this [manufacturer's product page](#) or call your local Diversified representative!

Linear Without Limitation with the Pursuit Family

Low profile linear form factor seamlessly blends with the architecture - day or night.

- IP66 Rated exterior linear luminaire
- Uninterrupted ribbon of light up to 150' with no lens seams
- Direct, Indirect & Bidirectional distributions
- Illuminated corners and intersections available to form custom shapes
- Broad offering of mounting options
- Symmetric, Asymmetric, Wash and Graze optics available



architectural
arealighting

Pursuit
Family

For more information, visit this [manufacturer's product page](https://diversified-phl.com) or call your local Diversified representative!

RGBW Color Changing via Bluetooth® or DMX In cast bronze or stainless steel trim ring, the luminaire is low profile and ADA approved with a drive over weight of 4,500 lbs. for car and pedestrian traffic.



- Bluetooth connectivity for remote control aiming, dimming, color changing
- Free mobile App for Adroid and iOS
- X-Y tilt controls for aiming 12° in any direction
- Variable dimming to 20% in 1% increments
- IP68 sealed maintenance free LED light engine
- Two sizes: Medium 10", Large 13"
- Reduce Ingrade Failures
- Motorized Adjustability



KIMLIGHTING

Lightvault® 8 RGBW Stainless Steel

For more information, visit this [manufacturer's product page](https://diversified-phl.com) or call your local Diversified representative!

<https://diversified-phl.com>



The **G-Spot Turbo POI** is a high-brightness LED projector based on an optimized additive color mixing to match the highest demands of color rendering and total output. The integrated dehumidifier of the G-Spot Turbo POI ensures perfect inner cleanness of the luminaire and no accumulation of dust or externally induced particles on internal optics, gobos, or the light source unit. The G-Spot Turbo POI is the perfect solution for those who need a powerful LED spot projector with good chromaticity levels and an outstanding performance in different shades of white.

- Extended color palette with warmer pastels and richer green hues
- 8° to 43° zoom range, high CRI, and 2000K - 10000K CTC control with no hotspots
- Medium and large-scale outdoor applications
- 5-year warranty
- IP66-rated and patented built-in dehumidifier
- Flicker-free / programmable scenes / DMX, RDM, and wireless control
- Corrosion class C5-M (marine) makes it ideal for coastal and offshore installations



TruColor™



ThermalDrive™



DryTech™


SGM®

G-Spot Turbo POI RLB LED Projector

For more information, visit this [manufacturer's product page](https://diversified-phl.com) or call your local Diversified representative!

Coronet's **GUV** series brings proven technology from the medical community to commercial spaces, providing direct high CRI white lighting with indirect 275 nanometer UVC to provide safe, effective Upper-Room Germicidal disinfection.

- Upper Air GUV uses a UVC light source to clean the air in a room as it circulates.
- Coronet integrates UV-C lighting at 275 nanometers (nm) into our product as upper air germicidal UV to combat virus and bacteria in a space while also providing illumination.
- All fixtures must be mounted at a minimum of 7'6" to ensure there is no possibility of direct view into the UVC light.
- CRI 90+ Standard; R₉>50 on the Direct Side
- 2700K, 3000K, 3500K, 4000K Color Temperatures Available



Coronet[®]
designed and built in the USA

**GERMICIDAL
ULTRAVIOLET**

For more information, visit this [manufacturer's product page](#) or call your local Diversified representative!

Indigo-Clean, a continuous disinfection technology, is patented and proven to kill harmful bacteria linked to healthcare acquired infections (HAIs). Using a combination of 405nm Indigo and White LEDs, Dual Mode Indigo-Clean emits narrow spectrum light that kills bacteria while providing ambient illumination for the space.

Unlike UV light, Dual Mode Indigo-Clean uses safe, visible light to automatically and continuously kill harmful bacteria in the air, and on hard and soft surfaces.

- Available in 2x2 and 2x4
- Two Operational Modes
 - White Disinfection Mode
 - Indigo Disinfection Mode
- High performance LED arrays provide uniform lens appearance
- Diffused, high-efficiency lens for reduced glare
- Symmetrical optical distribution




Indigo-Clean _ 405nm LED

For more information, visit this [manufacturer's product page](#) or call your local Diversified representative!

Kirlin's **InfraLED® Pro** series provides a modern solution for healthcare lighting. Fully recessed motorized aimable fixtures eliminate patient level clutter in and around the bed. Wall mounted or hand held controls offer the healthcare staff full control of aiming and light intensity.

- Industry's highest angle of light delivers illumination more than 60% further into deep cavities
- Delivers up to 44,000 lux on task from a 9.5' ceiling with dimming to 1%
- InfraLED® Pro's LED light engine boosts reds and blues with a Cyanosis Observation index of 2.7.
- Multi-Task Aiming with "One Touch" controls in a single system



KIRLIN
HEALTHCARE LIGHTING

**INFRALED
PRO**

For more information, visit this [manufacturer's product page](https://diversified-phl.com) or call your local Diversified representative!

SpectraSAFE™ is a scalable, cloud-enabled and lighting-based wireless video security solution for interior commercial and industrial applications. SpectraSAFE enables customers to implement a new—or complement an existing—security system in areas such as stairwells, factory floors, warehouses and building entrances. The compact SpectraSAFE camera module seamlessly integrates into luminaires and includes a high-resolution full HD camera, IR emitter for low- / no- light conditions and a microphone and speaker for two-way audio communication. Mobile and web-based applications and tiered cloud service plans offer flexible options to suit your needs.

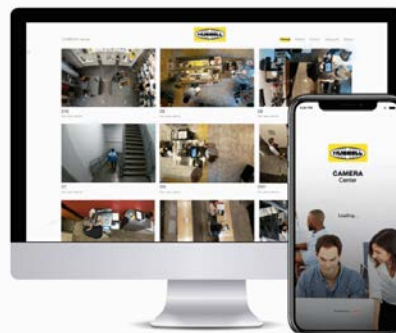
- Control multiple devices, spaces and even buildings from one central platform that provides detailed notifications and alerts as well as the ability to share controlled access within your business
- With two-way communication and a high-resolution camera, SpectraSAFE offers a fully integrated solution that protects what matters the most.

SPECTRASAFE™ 
INTEGRATED SURVEILLANCE LIGHTING SYSTEM

Secure. Protect. **Connect.**

Columbia
LIGHTING

 **HUBBELL**
Lighting



SPECTRASAFE

For more information, visit this [manufacturer's product page](https://diversified-phl.com) or call your local Diversified representative!

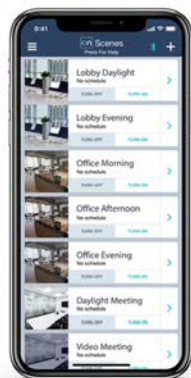
With decades of experience at the forefront of industrial networking and IOT technology, we built a unique, patented platform based on Bluetooth® with Mesh technology.

We liberated the fixture from the circuit, and the switches from the walls. Then we added mobile and web-based management tools that liberated the customer from the tyranny of programming and maintenance.



Simple means easy at Avi-on

- Gateway-Free, Bluetooth network and Simple App-based Programming save significant time and risk during installation
- Direct-connect sensors, Integrated Current Measurement, and Platinum level UL Listing for Cybersecurity distinguish it from most other systems
- Scalable architecture simplifies design and budgeting



The new Avi-On app is designed to easily manage and control your entire commercial lighting ecosystem from one central location.



IoT Platforms

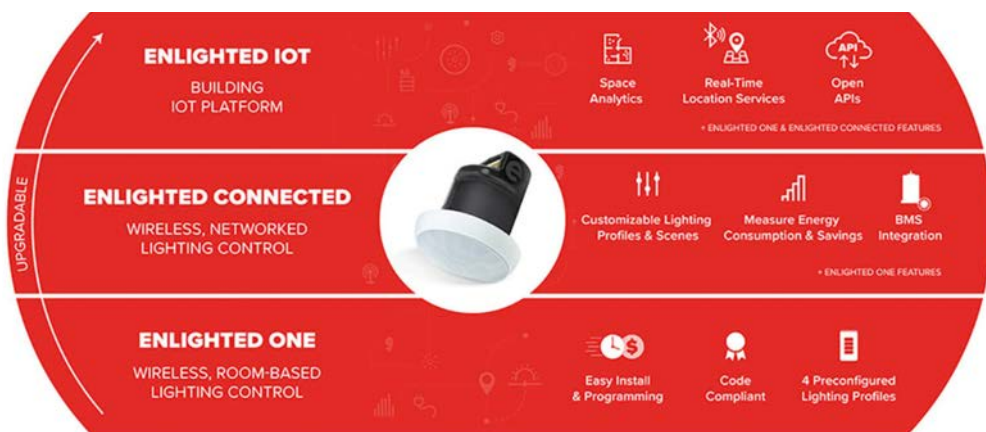

For more information, visit this **manufacturer's product page** or call your local Diversified representative!

<https://diversified-phl.com>



Enlighted IoT

The Enlighted IoT configuration delivers the full power of the IoT for buildings. In addition to all Enlighted Connected features, it includes applications for space planning, asset tracking, conference room management, desk hoteling, and more. Enlighted IoT provides open APIs for integration with third party systems like Comfy and Teem®, while the Enlighted Where and Space applications provide advanced location services and spatial analysis.



enlighted™
A Siemens Company

Lighting Control & Building IoT Options

For more information, visit this [manufacturer's product page](https://diversified-phl.com) or call your local Diversified representative!